

BANTSHY SOFA COLLECTION

C



Hangzhou Bantshy Technology Co., Ltd

Office: Hangzhou City, Zhejiang Province, China

Factory: Deqing City, Zhejiang Province, China

Email: bantshy@bantshy.com

Website: www.bantshy.com



Welcome
sofa

UNDERSTAND YOU MORE UNDERSTANDING SOFA



R&D Team

***FOCUS ON
QUALITY
DEDICATED
SERVICE***

专注品质 用心服务



Product Power



Patent



CONTENT

ST502	10
SF-951	12
SF-559	14
SF-550	18
SF-959	20
SL503	22
SL501	26
SF-522	24
ST505	26
SF-604	28
SF-601	29
SL506	30
SF-326	32
SF-537	33
DY-006	34
DY-005	35
DY-008	36
DY-009	37
DQ001	38
DC001	42

SF-958.3 SOFA SPACE

ST502.D 三人位+躺位 3350W×2400D×680H

Through the designer's delicate design from the vertical direction of the subtle radian process, the overall product gives people a simple and fashionable feeling. Using artistic thinking to condense comfortable experience, office can also have such vivid freedom, explore the modest beauty of design in daily life, and enjoy comfort and poetry in work.





UGEE Series

UGEE Series
Modern Living Room Furniture
Sofa, Armchair, Coffee Table, and Swivel Chair

SF-951.1	1 SEATER	1070W×900D×800H
SF-951.3	3 SEATER	2270W×900D×800H



CHLOE SPACE

ANA SOFA SF-559 1 SEATER 830W×740D×800H
3 SEATER 1900W×740D×800

Through the designer's delicate design from the vertical direction of the subtle radian process, the overall product gives people a simple and fashionable feeling. Using artistic thinking to condense comfortable experience, office can also have such vivid freedom, explore the modest beauty of design in daily life, and enjoy comfort and poetry in work.



SF-550 SOFA SPACE



SF-550.1 780W×840D×770H

SF-550.3 1840W×840D×770H



NEOA Series

Activity back of a chair, let sofa look at will and full of vitality, can be adjusted at will according to the posture of the back of a chair cushion put Angle; The stable and atmospheric metal feet make the sofa as a whole beautiful and not cumbersome. The changes of every detail are quite humanized, giving the human body a natural and comfortable feeling.

SF-959.2 3 Seater 2400Wx900Dx700H

SL503.A 圆 凳 650W × 650D × 430H
SL503.B 单人位 650W × 650D × 750H
SL503.C 两人位 1300W × 650D × 750H



Using artistic thinking to condense comfortable experience, office can also have such vivid freedom, explore the modest beauty of design in daily life, enjoy comfortable and poetic in work.



SL501.A 1 Seater 1600W×1060D×700H SL501.B 2 Seater 2600W×1060D×700H



Sit on the KBQ sofa and savor the comfort and poetry. The single chair combination tailored for you, beautiful appearance, and create their own perfect space. Capocchi pays attention to every detail, so that every product "serves" you, every line "combines" with you, and every function "accompanies" you, creating an office room for you in the sense of art and experience.




SF-522.1 830W x 830D x 660H
SF-522.2 1960W x 830D x 660H

NOOK Series

Nook series is a semi-open functional independent office product, which meets people's application requirements for independent working scenes. The product provides two screens of different heights. In the color, the use of contrast color matching, can be based on the industry, decoration and architectural style for more reasonable collocation and choice, for you to present a practical, comfortable, unique, humanized perfect office experience.

ST505.A 1080W×870D×1220H ST505.B 1160W×830D×1220H



CAPS- ULE SPACE

Semi-open reception Spaces a variety of material and the choice of colour, the colour and the individuality of life is to own understanding, every day in the space of himself, due to the change of seasons, there is always a bloomy spring daydream, modular design is also very convenient to install, let more convenient way of application in different scenarios, create a better experience for users.

SF-601 2400W × 1800D × 2100H



SF-604 2400W × 2000D × 2000H

PUBLIC SPACE

Interaction and reception are the most common form of communication in the workplace and business. Public space products are more of the value reflected in the reception scenes, meeting people's application requirements for different scenes. They can be fully open, semi-open and closed type of reception Spaces.



SL506.A 720W x 720D x 760H



SL506.B 720W x 720D x 760H



SL506.C 720W x 720D x 430H

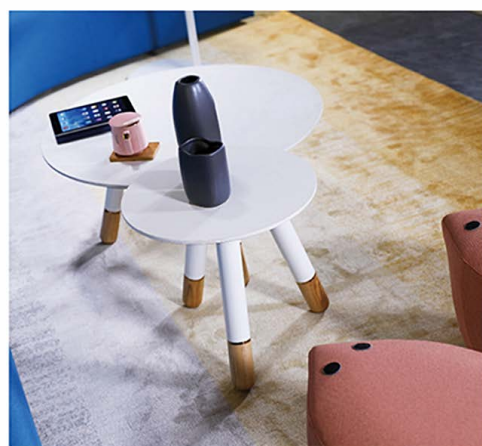




BRAUN Series

BRAUN SOFA SF-326 4400W×2580D×730H

BRAUN series is a modular public space series, through the simple shape of fixed modules can be freely combined into a row, semicircle, circular, S-shaped and other various combinations, can meet the airport, shopping malls, 4S stores, training centers and other industries business negotiations and leisure area scene application.



CM301.D Φ800×420 CM301.X Φ500×450



CJ-879 500W × 300D × 530H

Minimalist style edge a few, compact and flexible, can match a variety of different application scenarios.




PUBLIC SPACE

SF-537.1 Φ3200×810H

Interaction and reception are the most common forms of communication in the workplace and business. Public space products are more value reflected in the reception scene, which meets people's application requirements for different scenes. It can be fully open or semi-open reception space.



SF-537.4 公共沙发 2450W×1250D×420H



LEISURE CHAIR SPACE

EAR DY-006.3 ARMCHAIR 750W × 880D × 1060H



The designer aims to decorate a quiet solitary space with a perfect combination of appearance and materials. The diamond leisure chair that chair secures modular design, whole appearance uses concise curve, sit chair part uses large oblique cut diam and modelling to configure metal to support a foot. On match color used the design technique of contrast color, leather, cloth, metal a variety of simple sense and color of collision, increased the fashionable feeling of sofa and beautiful degree, give you a natural and comfortable leisure space.

DIAMONDS ARMCHAIR DY-005 860W × 1030D × 1010H

EAR series leisure chair is simple and beautiful, modern and fashionable, with an integral body and a large head pillow shaped like an EAR, so the name reads "EAR". The cushion, back, head and other elements designed according to the principle of human engineering not only break the conventional design, but also facilitate heat dissipation and ventilation. Even if you sit for a long time, you can keep your back fresh. The EAR series is also equipped with three different chair legs and one footstool to meet the different needs of various Spaces and scenarios for executive office, high-end meeting and leisure meeting.



EAR DY-006.4 ARMCHAIR 750W × 750D × 1050H



ROSA ARMCHAIR DY-008 600W × 550D × 850H



SEVEN 柒 DY-009.1 480W × 600D × 890H

The overall appearance of the negotiation chair is simple and elegant, and bright colors are used for decoration. The three chair legs adapt to different space configuration.

Rover Chair

Rover is a light single chair fully consider ergonomics, in line with a variety of scene application seat series. The back of the chair adopts the flow linear integrated curved surface design, which is more suitable for the needs of human body. The edges and corners are made of large rounded corners, which makes the streamline more natural. No matter in the home, office, public places and private environment, it can meet different needs in any environment.

DQ501.R BAR STDDL 430W × 460D × 980H

DM501.R BAR STDDL 420W × 420D × 1000H



DC501.R BAR STDDL 420W × 420D × 1050H

DQ001.LR CHAIR 520W × 480D × 800H

DC001.L CHAIR 520W × 480D × 800H



MOLDED CASE SLED

Simplify the complex, the ultimate beauty. Rover adopts arc curve to run through the whole, with big rounded corners along the edge and curved shape to bring out the best in each other and add movement. The backrest shape is novel and fully reflects the man-machine. The matching sled foot provides steady support and adds a stylish touch.



DQ001.LR CHAIR 520W × 480D × 800H



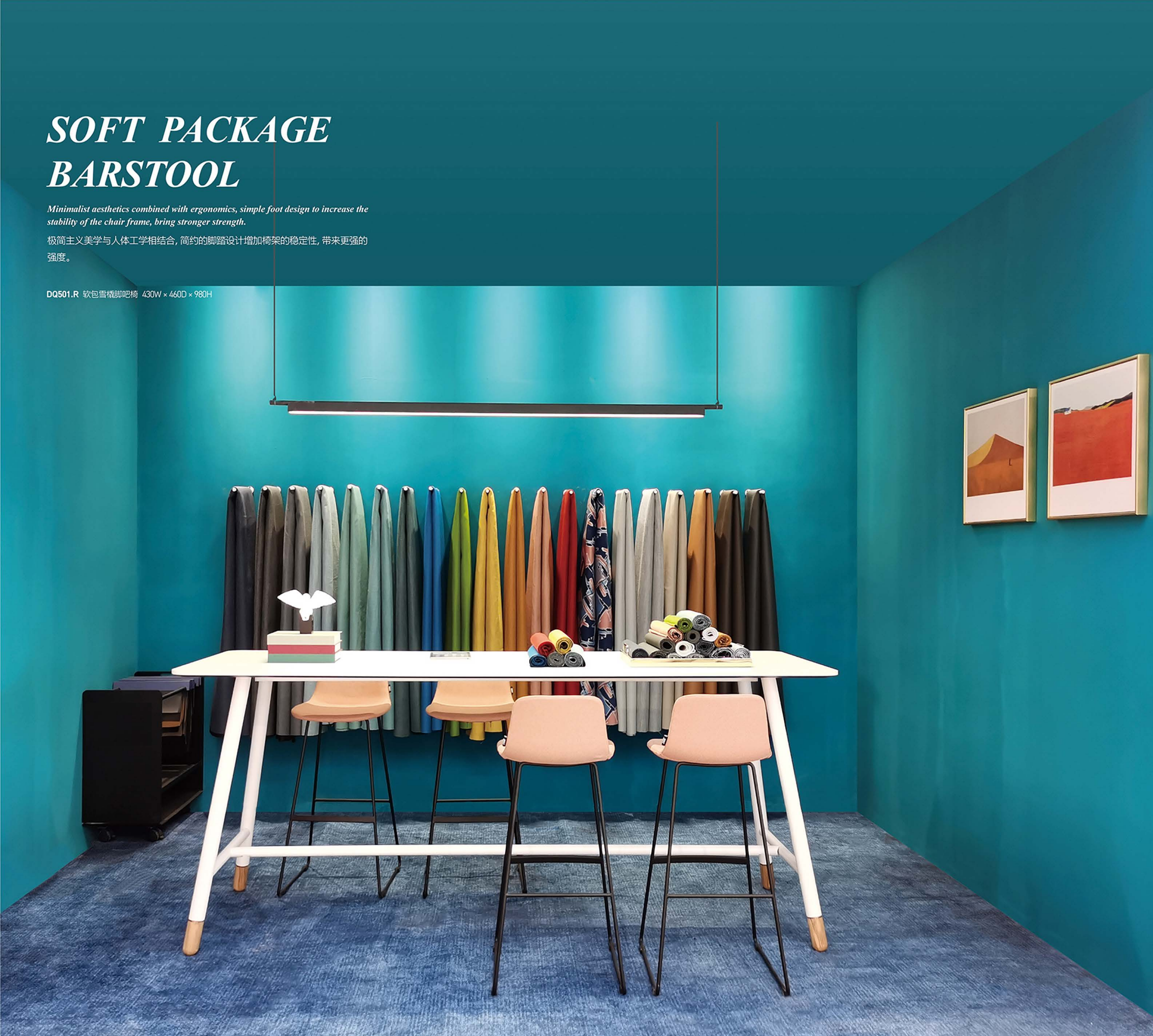
DC001.L CHAIR 520W × 480D × 800H

SOFT PACKAGE BARSTOOL

Minimalist aesthetics combined with ergonomics, simple foot design to increase the stability of the chair frame, bring stronger strength.

极简主义美学与人体工学相结合, 简约的脚踏设计增加椅架的稳定性, 带来更强的强度。

DQ501.R 软包雪橇脚吧椅 430W × 460D × 980H



DC501.R Bar Stool 420W × 420D × 1050H


Elegant ring will chair frame cleverly connected together, lightsome and fluent, more sense of design.

Smooth shape collocation the wood grain like flowing water, massiness and do not break elegant, have a sense of security more.




DM501.R Wooden Bar Stool 420W × 420D × 1000H

Cancer




Leo



Taurus



Virgo



Aries



- Your received goods may be little different with this catalogue,always refer to the real one.